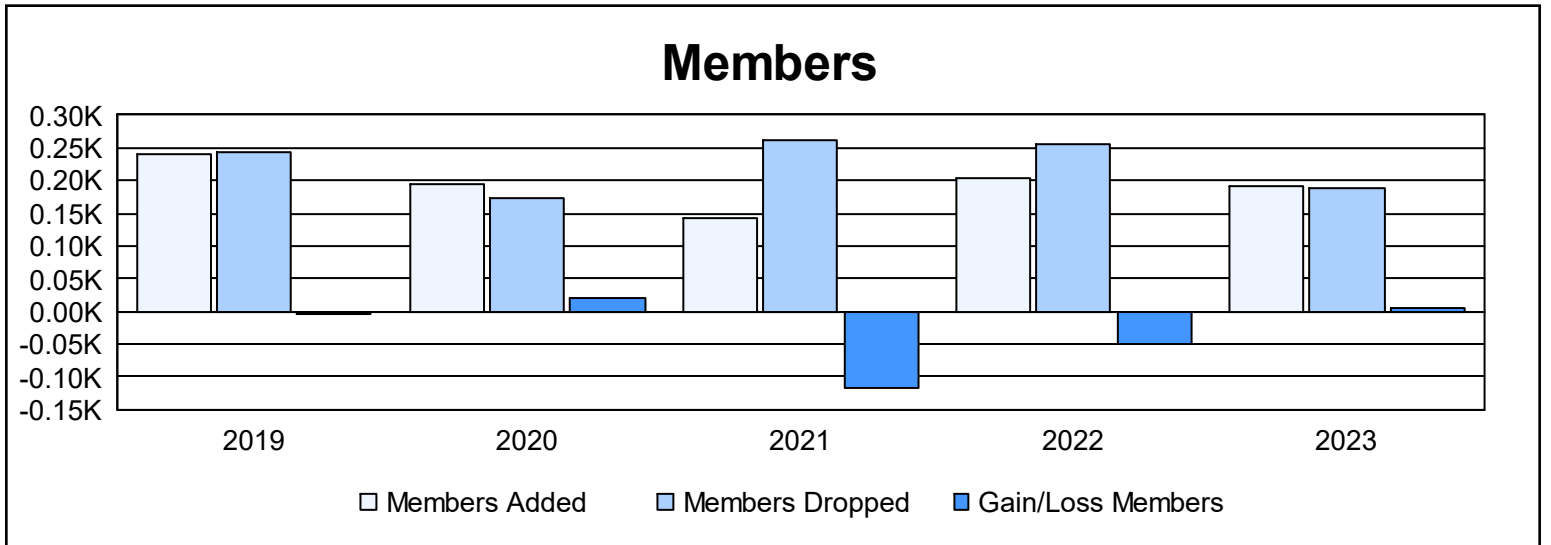
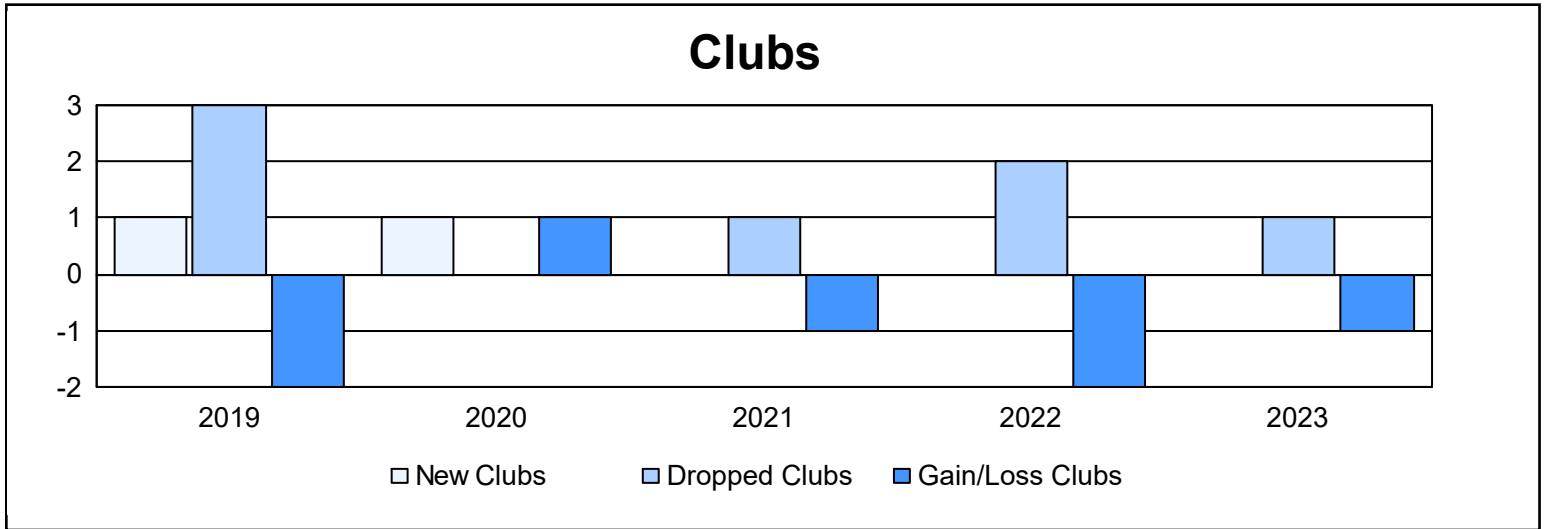
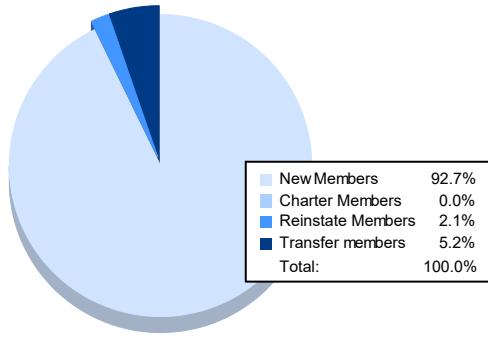


| Year | New Clubs | Dropped Clubs | Gain/ Loss Clubs | New Members | Charter Members | Reinstate Members | Transfer Members | Total Member Added | Total Members Dropped | Gain/ Loss Members |
|----------------|-----------|---------------|------------------|-------------|-----------------|-------------------|------------------|--------------------|-----------------------|--------------------|
| 2018-2019 | 1 | 3 | -2 | 172 | 54 | 4 | 9 | 239 | 244 | -5 |
| 2019-2020 | 1 | 0 | 1 | 159 | 23 | 8 | 3 | 193 | 173 | 20 |
| 2020-2021 | 0 | 1 | -1 | 122 | 7 | 8 | 6 | 143 | 261 | -118 |
| 2021-2022 | 0 | 2 | -2 | 194 | 0 | 6 | 5 | 205 | 256 | -51 |
| 2022-2023 | 0 | 1 | -1 | 177 | 0 | 4 | 10 | 191 | 187 | 4 |
| Average | 0 | 1 | -1 | 165 | 17 | 6 | 7 | 194 | 224 | -30 |



Membership Composition June 2023 Cumulative



Gender Composition June 2023 Cumulative

